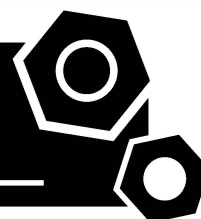


Generator set
Sound-proof type
T100XS

SPECIFICATIONS



1 Standards & Conditions

Design Standards

The designs and the productions are in conformity with:

- Conformance Européenne (CE)
- ISO8528-5:2005
- GB/T2820.5-2009

Environmental Operating Conditions

- Installation place: Outdoors or indoors (well ventilated).
- Ambient temperature: -25°C to 50°C. The coolant heater is needed when the temperature is below 5°C
- Humidity: Less than 80%.
- Altitude: Below one thousand (1000) meters.

Factory Inspection

- Inspection items.
- Protection devices working test.
- Starting ability in normal temperature.
- 50% rated power load moment capability.
- Voltage deviation and speed variation: 0%, 25%, 50%, 75%, 100%, 110% Load.

Painting Process

- Painting process specifications and colors are based on the manufacturer's standard.
- The customer could also choose the color which the manufacturer offers.

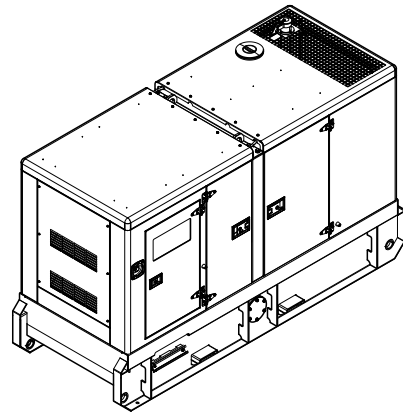
2 General Features

- Powerlink engine QSE4.3-G2
- Close coupled to LSA alternator LSA44.3S5
- Microprocessor control module XC762
- Main circuit breaker: 160A
- Speed governor: ECU
- Excitation System: Self excited
- A.V.R.Model: R250
- Key switch
- Emergency stop switch
- ATS (automatic transfer switch) receptacle
- 2x12V/70AH sealed for life maintenance free battery

- Lockable battery isolator switch
- Powder coated canopy
- 50°C radiator
- Oil pump on the engine
- Steel base frame with forklifts
- Vibration isolators between the engine/alternator and base frame
- Dry type air filter
- Base fuel tank for 10 hours running
- Drain points for fuel tank
- Operation Manual / Specifications

3 Equipment Specification

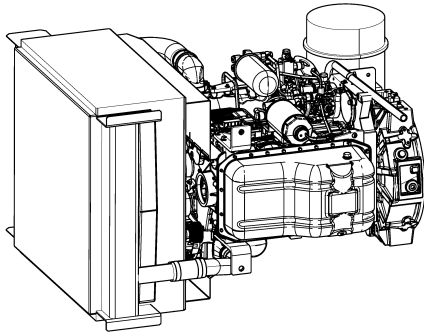
General technical data



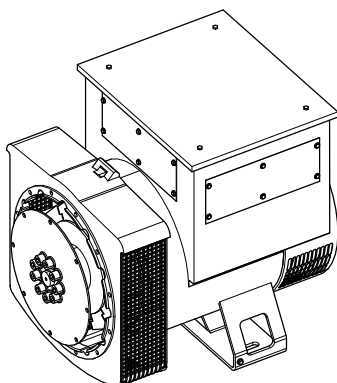
Model.....T100XS
 Structure type R
 Tank capacity.....240L
 Dry weight..... 2064kg
 Sound pressure level @7m 70.2dB(A)
 Dimensions L×W×H..... 3142x1212x1712mm
 Standby Power 110kVA/88kW
 Prime Power 100kVA/80kW

Voltage	380V	400V	415V	440V	
Ampere	152.0A	144.3A	139.1A	131.2A	
Genset Fuel Consumption					
Frequency/Load	25%	50%	75%	100%	110%
50Hz (L/h)	N/A	11.2	16.3	22.4	25.0

Dck Yf' GrghYa

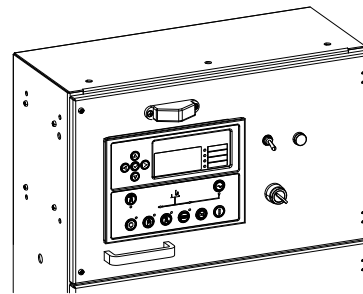


Engine Manufacturer/Brand.....	Powerlink
Engine Model.....	QSE4.3-G2
Dimensions L×W×H.....	1037×728×1024mm
Dry Weigh (approx.)	460kg
Number of Cylinders.....	4
Bore.....	105mm
Stroke	124mm
Displacement.....	4.3L
Compression Ratio	16
Type of Injection.....	High pressure common rail
Intake System.....	Turbocharged
Intake Resistance	≤8kPa
Cooling System	Water cooled
Fan	Pusher
Battery Voltage	24V
Type of Fuel.....	RF75-T-96 / DIN EN590 / BS2869 class A2
Type of Oil	API-CG4/ CH4
Oil Capacity	13L
Type of Coolant	Glycol mixture
Coolant Capacity	6.8L
Back Pressure	≤10kPa
Standby Power	105kW
Prime Power	95kW
Fuel Consumption(100%load)	22.4L/h



Alternator Manufacturer/Brand	Leroy Somer
Alternator Model	LSA44.3S5
Exciter.....	Brushless
Cooling Fan	Cast alloy aluminum
Windings.....	100% copper
Insulation Class	H
Winding Pitch.....	2/3
Terminals	12
Drip Proof	IP23
Altitude.....	≤1000m
Overspeed	2250 rpm
Air Flow.....	0.216m³/s(50HZ),0.281m³/s(60HZ)
Voltage Regulation	±1.0%
Total harmonic TGH / THCat no load < 1.5 % - on load < 5%	
Telephone Interference.....	THF<2%;TIF<50

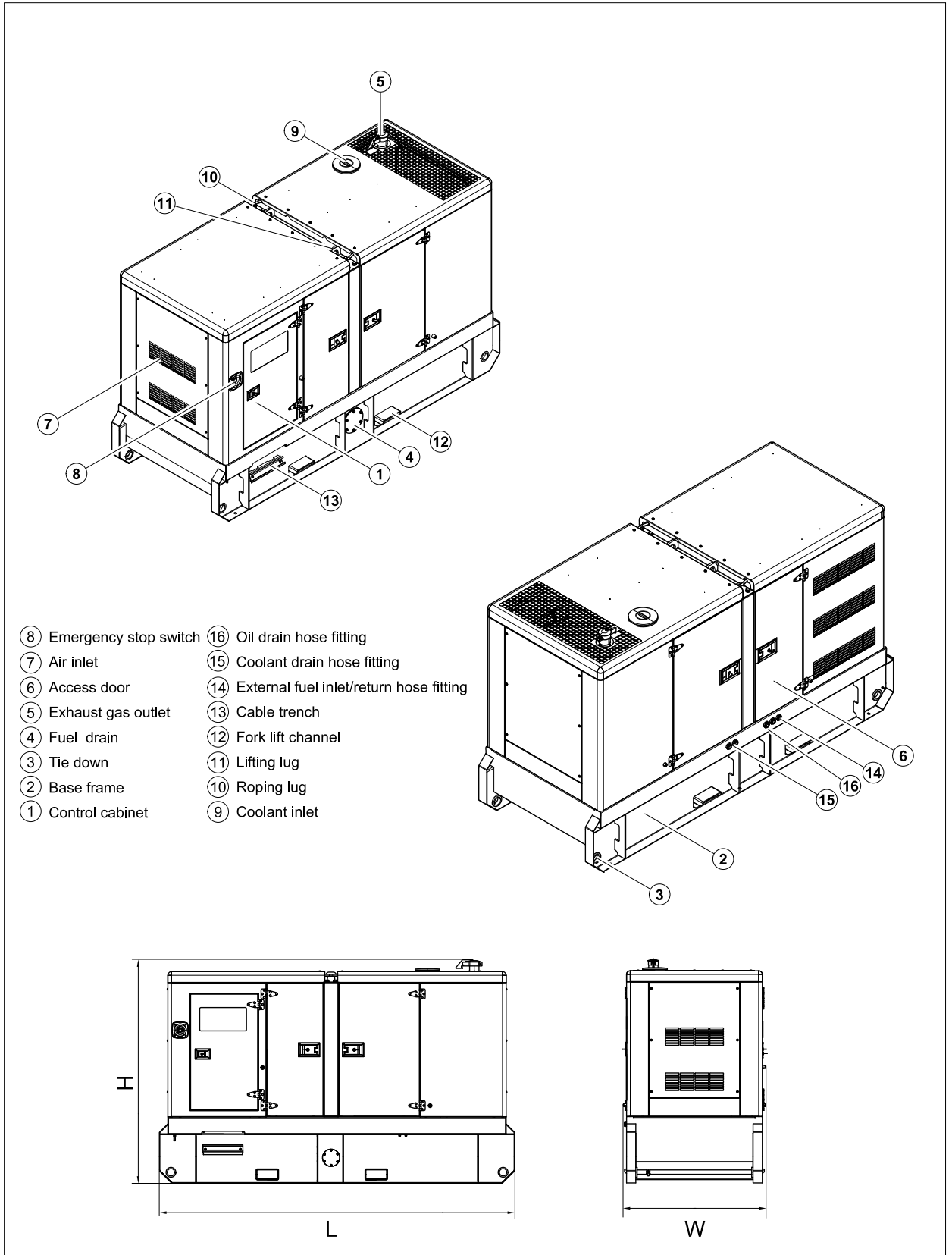
XC762 Control System



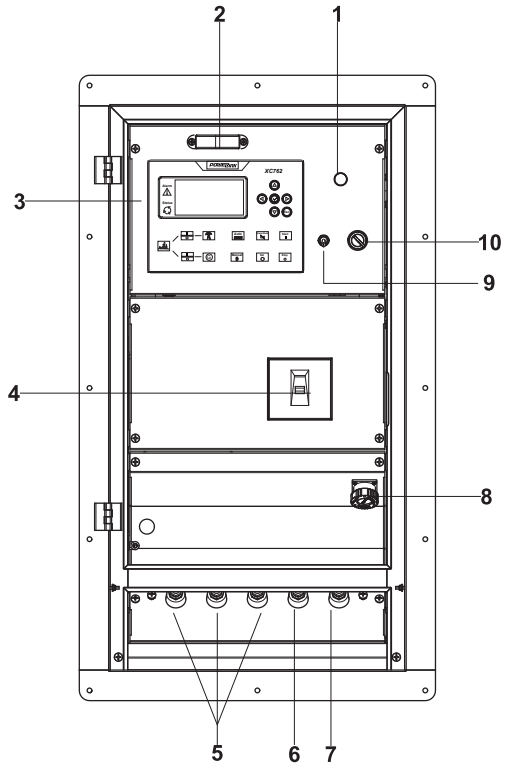
XC762 is an advanced control module based on micro-processor, containing all necessary functions for protection of the genset and the breaker control. It can monitor the mains supply, and automatically start the engine when the mains is abnormal. Accurately measure various operational parameters and display all values and alarms information on the LCD. In addition, the control module can automatically shut down the engine and indicate the engine failure.

- Microprocessor control, with high stability and credibility
- Monitoring and measuring operational parameters of the mains supply and genset
- Indicating operation status, fault conditions, all parameters and alarms
- Multiple protections; multiple parameters display, like pressure, temp. etc.
- Manual, automatic and remote work mode selectable
- Real time clock for time and date display, overall runtime display, 250 log entries
- Overall power output display
- Integral speed/frequency detecting, telling status of start, rated operation, overspeed etc.
- Communication with PC via RS485 OR RS232 interface, using MODBUS protocol

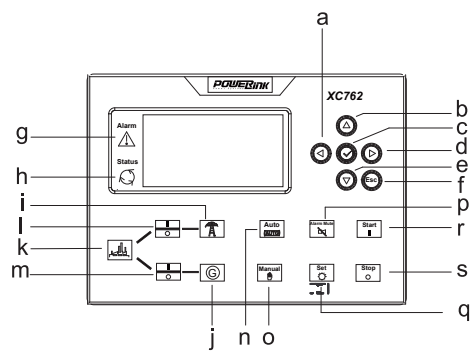
4 Overall Dimensions



5 Control System



Control & field wiring cabinet



Control module

Ref.	Description
1	Charge indicator
2	Control panel lamp
3	XC762 control module
4	Main circuit breaker
5	Live wire terminals
6	Neutral wire terminal
7	Ground wire terminal
8	Mains input/ remote/AMF communication connector
9	Control panel lamp switch
10	Key switch

a	Button (next page)
b	Button (increase value / previous item)
c	Button (accept)
d	Button (previous page)
e	Button (decrease value / next item)
f	Button (ESC)
g	Indicator (alarm)
h	Indicator (running)
i	Indicator (mains available)
j	Indicator (genset available)
k	Indicator (mains / genset ON)
l	Button (breaker ON / OFF)
m	Button (breaker ON / OFF)
n	Button (Auto mode)
o	Button (Manual mode)
p	Button (reset alarm)
q	Button (set parameters)
r	Button (start)
s	Button (stop)

1000030529-A-E

11.2019

<http://www.powerlinkworld.com>

*Specification may change without prior notice. For more info.,
contact Power Link or your local distributors please.*