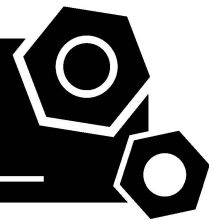


Generator set
Sound-proof type
QSV15XS-AU

SPECIFICATIONS



1 Standards & Conditions

Design Standards

The designs and the productions are in conformity with:

- Conformance Européenne (CE)
- ISO8528-5:2005
- AS 3000-2018
- AS 3010-2017

Environmental Operating Conditions

- Installation place: Outdoors or indoors (well ventilated).
- Ambient temperature: -25°C to 50°C. The coolant heater is needed when the temperature is below 5°C
- Humidity: Less than 90%.
- Altitude: Below one thousand (1000) meters above sea level.

Factory Inspection

- Inspection items.
- Protection devices working test.
- Starting ability in normal temperature.
- 50% rated power load moment capability.
- Voltage deviation and speed variation: 0%, 25%, 50%, 75%, 100%, 110% Load.

Painting Process

- Painting process specifications and colors are based on the manufacturer's standard.
- The customer could also choose the color which the manufacturer offers.

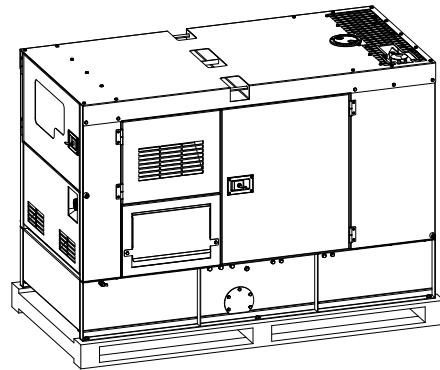
2 General Features

- PowerLink engine 4D2.3G1
- Close coupled to PowerLink alternator PL1D
- Microprocessor control module PLC-920
- Main circuit breaker: 32A
- Rotate speed governor: Mechanical governor
- Excitation system: Self excited, SHUNT
- A.V.R model: SX440
- Key switch
- Emergency stop switch
- ATS(automatic transfer switch)receptacle

- Remote run connector
- 1x12V/60AH sealed for life maintenance free battery
- Lockable battery isolator switch
- Powder coated canopy
- 45°C radiator
- Steel base frame
- Vibration isolators between the engine/alternator and base frame
- Dry type air filter
- Base fuel tank for 27 hours running
- Drain points for fuel tank
- Operation Manual / Specifications

3 Equipment

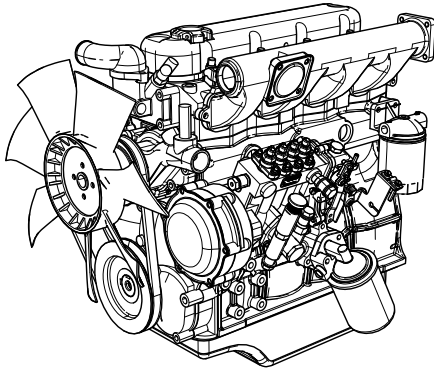
General technical data



Model.....QSV15XS-AU
 Tank capacity.....90L
 Dry weight.....730kg
 Sound pressure level @ 7m.....63.0dBA
 Dimensions L×W×H.....1750x820x1000mm
 Standby Power.....16kVA/13kW
 Prime Power.....15kVA/12kW

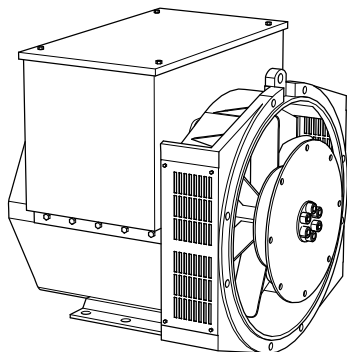
Voltage	380V	400V	415V	440V	
Ampere	22.7A	21.6A	20.8A	19.6A	
Genset Fuel Consumption					
Frequency/Load	25%	50%	75%	100%	110%
50Hz (L/h)	0.9	1.7	2.5	3.3	3.6

Dck Yf' GrghYa



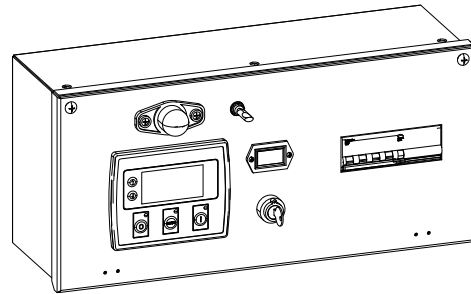
Engine Manufacturer/Brand.....	Powerlink
Engine Model.....	4D2.3G1
Dimensions L×W×H.....	744x546x635mm
Dry Weigh (approx.)	220Kg
Number of Cylinders.....	4
Bore.....	85mm
Stroke	100mm
Displacement.....	2.3L
Compression Ratio.....	18.5
Type of injection.....	Direct injection
Intake System.....	Natural aspirated
Intake Resistance.....	≤5kPa
Cooling System	Water cooled
Fan	Pusher
Battery Voltage	12V
Type of Fuel.....	No.2 or ASTM D975
Type of Oil	API CF/SE or CCMCF4
Oil Capacity	3.5L
Type of Coolant	Glycol mixture
Coolant Capacity	3.0L
Back Pressure	≤10.1kPa
Standby Power	18kW
Prime Power	16kW

Alternator



Alternator Manufacturer/Brand	PowerLink
Alternator Model	PL1D
Exciter.....	Brushless
Cooling Fan	Cast alloy aluminum
Windings.....	100% copper
Insulation Class	H
Winding Pitch.....	2/3
Terminals	12
Drip Proof	IP23
Altitude.....	≤1000m
Overspeed	2250rpm
Air Flow.....	N/A
Voltage Regulation	±1.0%
Total Harmonic TGH / THCat no load < 1.5 % - on load < 5%	
Telephone Interference.....	THF<2%;TIF<50

PLC-920 Control System



PLC-920 is an advanced control module based on microprocessor designed to control the engine via push buttons on the front panel. The module is used to start and stop the engine and indicate fault conditions, automatically shutting down the engine and giving a true first up fault condition of an engine failure.

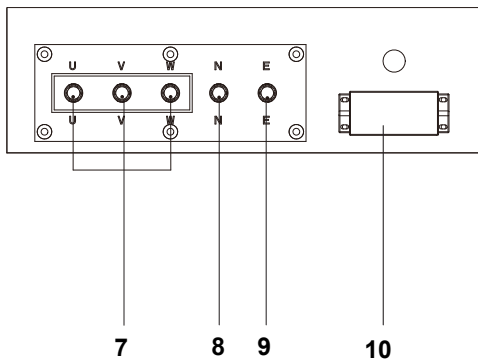
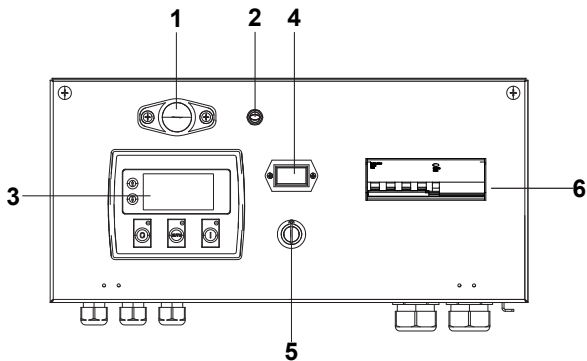
Standard Control Function

- Manual Engine Control Module
- Low Oil Pressure
- High Engine Temperature
- Auxiliary Shutdown
- Overspeed Protection
- Protection hold-off timer
- Charge Failure warning

4 Overall Dimensions



5 Control System



Control & field wiring cabinet



Control module

Ref.	Description
1	Control cabinet lamp
2	Control cabinet lamp switch
3	Control module
4	Time counter
5	Key switch
6	Main circuit breaker
7	Live wire terminals
8	Neutral wire terminal
9	Ground wire terminal
10	Mains input/remote communication connector

Ref.	Description
a	Navigation button«» Accept (Configuration mode only)
b	Main status display
c	Stop/reset button«» Next page (Configuration mode only)
d	Auto start button«» Decrease value/next item (Configuration mode only)
e	Start button«» Increase value/next item (Configuration mode only)

1000033896-A2-E

10.2020

<http://www.powerlinkworld.com>

*Specification may change without prior notice. For more info.,
contact Power Link or your local distributors please.*